



Use these notes to help you fill in the 'Lloyd's underwriters' pages of your tax return

You need to fill in the 'Lloyd's underwriters' pages if you were trading as an underwriting member of Lloyd's (or a Name) in the year ending 31 December 2023 and you received a form CTA 1 and CTA 2 from Lloyd's.

Only include income from your personal funds held at Lloyd's.

Do not include any:

- income from your own personal assets, such as bank interest – these go in your tax return
- capital gains from disposal of syndicate capacity and sale of assets in personal funds – these go in your 'Capital gains summary' pages

You do not need to fill in the 'Lloyd's underwriters' pages if you stopped trading before 1 January 2023. Put any Lloyd's income received after this date in box 17 in the 'Income' section on page TR 3 of your tax return and any Lloyd's expenses incurred after 31 December 2022 in box 18 on page TR 3 of your tax return.

If you're filling in the return as a personal representative for a deceased person and you need more information, contact the Lloyd's Underwriters Unit.

Filling in the 'Lloyd's underwriters' pages

You'll need the following forms, to help you fill in the 'Lloyd's underwriters' pages:

- CTA 1 UK Taxation Advice Part I and Part II (2018) Syndicate results for the 2018 account
- CTA 2 (2021) UK Taxation Advice for the 2023 to 2024 tax year

For more information, go to www.gov.uk and search for 'HS240'.

Your name and Unique Taxpayer Reference

If you printed a copy of the 'Lloyd's underwriters' pages from the internet, fill in your name and Unique Taxpayer Reference (UTR) in the boxes at the top of the form.

Your name <input type="text"/>	Your Unique Taxpayer Reference (UTR) <input type="text"/>
-----------------------------------	--

Income from personal funds at Lloyd's - UK interest (year ended 31 December 2023)

This section is for income from assets held in your personal funds at Lloyd's, and any other fund required or authorised by Lloyd's rules or your Member's Agent.

Do not include income from syndicate Premiums Trust Funds or Special Reserve Funds.

UK interest which has not been taxed

This includes interest from:

- banks, building societies and National Savings and Investments
- alternative finance receipts
- government stocks (gilts)
- distributions from companies and UK authorised unit trusts and open-ended investment companies
- other loan stocks and loans to companies

Box 1 Untaxed interest from UK banks or building societies, UK unit trusts etc. and gilts

Put in box 1 the total amount of untaxed interest paid into your Lloyd's personal funds. From 6 April 2016, interest from bank and building society accounts is paid without tax deducted.

You may need to speak with your tax adviser or the payer, if your Lloyd's funds include any Gilt strips and strips of non-UK government securities, or you or Lloyd's (as trustees) received cash or shares from a building society that's been:

- in a merger
- converted to a limited company
- taken over by a limited company

Accrued Income Scheme and deeply discounted securities

Box 2 Profits from Accrued Income Scheme and deeply discounted securities

Accrued income securities


This includes all interest bearing securities, such as:

- shares in a building society
- government loan stock and company loan stock

Do not include any:

- shares in a company
- National Savings & Investments certificates

You'll need Helpsheet 343, 'Accrued Income Scheme' to help you fill in box 2.

 For more information, go to www.gov.uk and search for 'HS343'.

Deeply discounted securities

These are securities where the amount payable exceeds the issue price by more than 0.5% for each year in the redemption period. They'll be included in your Lloyd's trading results. Put the total gross amount (with no tax taken off) in box 2.

UK interest which has been taxed already

Box 3 Tax interest from any other UK savings and investments

Put in box 3 the total net amount (after tax taken off) of interest received from unit trusts, investment trusts and other savings and investments.

If you receive interest distributions, other interest payable or Property Income Distributions, the information that you'll need to fill in boxes 3 and 4 will be on your tax vouchers. Contact the unit trust manager, company or Lloyd's Tax Operations at Chatham if you Do not have them.

Box 4 Tax taken off

Put in box 4 the total tax taken off any interest paid to your Lloyd's funds. Do not include any:

- amounts shown on your tax voucher as 'equalisation'
- dividend distributions – put these in box 6, box 8 or box 9
- annual payments from UK trusts

Income from personal funds at Lloyd's – UK dividends (year ended 31 December 2023)

The information you'll need to fill in box 6, box 8 or box 9 is on the vouchers sent by companies and UK authorised unit trusts.

Do not send any vouchers with your tax return, unless we ask for them.

Box 6 Stock dividends from UK companies

Put in box 6 the 'appropriate amount in cash' shown on your dividend statement, where you've taken an offer of shares in place of a cash dividend.

 For more information, go to www.gov.uk/tax-on-dividends

Box 8 Bonus issues of securities and redeemable shares

If you've received a bonus issue by a company (or received by a company and then paid to you) of redeemable shares or securities - put in box 8 the amount of the distribution received for:

- redeemable shares – the nominal value plus any premium paid
- securities – the amount of the principal secured plus any premium paid less any new consideration for that issue

Box 9 Other dividends and distributions from UK companies

Put in box 9 any other dividends and distributions not already included in boxes 6 or 8.

Include the amount of any dividend automatically reinvested in a unit trust or open-ended investment company, and distributions where a company passes the value to you (the shareholder) by either selling an under valued asset, or paying interest at more than a commercial rate.

Do not include any Property Income Distributions (read the notes for box 3).

Foreign sources income from assets in personal funds at Lloyd's (year ended 31 December 2023)

Include in this section any interest or other income received from non-UK assets in your personal funds at Lloyd's.

If you're claiming relief for foreign tax paid as a credit against UK tax on your Lloyd's income,

you'll need to fill in the 'Foreign' pages of the tax return.

i For more information, go to www.gov.uk and search for 'HS240'.

Non-UK interest and other foreign sources income

Boxes 12 to 14

Put in boxes 12 to 14 the amount of any foreign interest or other income (except dividends) you received in the 2023 calendar year from:

- foreign bank accounts
- loans to organisations outside the UK
- other foreign investments or assets
- income accumulating in reporting offshore funds that you've not yet received - see HS265 for more information

Non-UK dividends

Dividend tax credits

Dividends received after 5 April 2016 no longer qualify for the notional tax credit.

Boxes 15 to 18

You can find the information needed to fill in boxes 15 to 18 on your dividend vouchers.

Do not include any:

- distributions from liquidations
- return of capital
- stock dividends
- bonus shares on stock issues

Other Lloyd's receipts

Lloyd's profits and losses include:

- income from syndicates that declared results for the 2020 account in 2023
- associated syndicate foreign tax
- withdrawals and releases from Special Reserve Funds
- non-syndicate income as a result of membership of Lloyd's for 1 January to 31 December 2023

Box 20 Aggregate syndicate profits

Use the information on your form CTA 1 (2020).

If you have a profit – put the amount in box 20.

If you have a loss – put the amount in box 29.

Box 21 Net withdrawal/release from Special Reserve Fund (SRF)

Put in box 21 any net withdrawals shown as SRF on your CTA 1 (2020), and any releases shown on the CTA 2 (2023).

Valuations of SRF releases upon cessation are taxable in the final underwriting year. This is usually the calendar year in which the Lloyd's deposit is repaid. For Exeat policyholders the final year will normally be the year following the year in which the policy is purchased. If you're in any doubt as to the year the release should be entered in box 21, please speak to your tax adviser or the Lloyd's Underwriters Unit.

i For more information, go to www.gov.uk and search for 'HS240'.

Box 22 Stop loss recoveries

If you have a loss on your syndicate results, and a stop loss policy is in place, put in box 22 the total of all personal stop loss recoveries payable for the 2020 account losses at 31 December 2023.

You must include:

- recoveries for earlier account run-off losses for 1 January to 31 December 2023
- any further recoveries due but not yet paid for losses incurred that have not yet been called

If you do not know the exact amounts that you will receive, put an estimate in box 22 and tell us the reason why you used provisional amounts, and the date final figures will be provided, in box 66 'Any other information'.

Box 23 Compensation receipts

Put in box 23 any compensation payments that you received from your Lloyd's membership in 2023, such as:

- damages awarded as a result of court action
- recoveries of legal costs arising from litigation in connection with membership of Lloyd's
- any out of court settlements

Box 24 Repayments of foreign tax previously allowed by deduction

Put in box 24 the total of any Net Operating Loss refunds (originally claimed as a deduction) shown on your CTA 1 (2020). This must be in UK pounds.

If you had no participation in account 2020 you will need your CTA 2 (2023).

If you had a foreign tax repayment, but received

the original relief as a tax credit, read the notes on box 28 below.

Box 25 Other Lloyd's non-syndicate income

Put in box 25 the total of any Lloyd's non-syndicate income not already included in box 23. For example, if the amount of premium paid on a quota share contract was less than the declared losses reinsured under the contract, put the difference in box 25.


Tell us about any non-syndicate income in box 66 'Any other information'.

Foreign tax repayments

Box 28 If you have received a repayment of foreign tax on which Foreign Tax Credit Relief was given

Use the information on your CTA 1 (2020).

If you're a Name with no 2020 account participations, you'll need your CTA 2 (2023).

 For more information, go to www.gov.uk and search for 'HS240'.

Lloyd's losses and expenses

Box 29 Aggregate syndicate losses

If the amount on your CTA 1 (2020) is a loss, put this figure in box 29.

Box 30 Net transfer to Special Reserve Fund

Put in box 30 any net transfers to a Special Reserve Fund (SRF) shown on your CTA 1 (2020).

Box 31 Stop loss premiums paid

Put in box 31 any stop loss premiums you paid from 1 January to 31 December 2023.

Box 32 Personal Quota Share and Exeat premiums paid

If your quota share contract is in accordance with the rules and practice of Lloyd's, the premium paid is an allowable expense, put in box 32 the amount of premium paid in 2023.

If you paid a cash call for a loss, and then reinsured your liabilities before you declared that loss, you can claim relief for the cash call in addition to the premium paid.

If your syndicate declared a loss, and you reinsured that liability before they called the loss, you can only claim up to the declared loss.

Any adjustments and premiums paid for Exeat policies will be shown on CTA 2 (2023).

Box 33 Estate Protection Plan premiums paid

Use the information on your form CTA 2 (2023).

Box 34 Interest paid on loans to fund underwriting

Put in box 34 the total of any interest paid on loans or arrangement fees for alternative finance that you took out to fund any:

- underwriting losses
- Lloyd's deposits and reserves
- stop loss premiums
- other Lloyd's personal expenses

Please keep any loan interest certificates in case we ask to see them later.

Do not include any interest on unfunded losses recharged to you by syndicate managing agents.

Box 35 Lloyd's Members' associations expenses paid

Put in box 35 any fees or annual subscriptions you pay in respect of your Lloyd's trade, such as the Association of Lloyd's Members.

If you belong to an association, the organiser of that association can tell you if your subscription and related expenses are allowable.

Box 36 Members' Agent profit commission and salaries

Put in box 36 any profit commission shown on your CTA 2 (2023).

Do not include any managing agents' salaries.

Box 37 Fees for bank guarantees/letters of credit

Put in box 37 the amount of any annual renewal fees that you paid in the calendar year 2023.

Do not include any cost involved in setting up these arrangements.

Box 38 Accountancy fees

Put in box 38 the total amount paid (in the calendar year 2023) to accountants or advisers exclusively for calculating your Lloyd's taxable result.

Do not include any other accountancy fees, such as Inheritance Tax planning or other business advice.

Box 39 Other Lloyd's expenses

Put in box 39 the total of any additional items of personal non-syndicate expenses paid in 2023 that you've not included in boxes 29 to 38.

Tell us about these additional amounts in box 66 'Any other information'.

Lloyd's foreign tax

Box 44 US income tax paid

Put in box 44 the total US income tax paid, shown in UK pounds on your CTA 1 (2020).

If you're a Name with no 2020 account participations, you'll need to use your CTA 2 (2023).

Box 45 Canadian tax paid

Put in box 45 the total Canadian tax paid, shown in UK pounds on your CTA 1 (2020).

If you're a Name with no 2020 account participations, you will need to use your CTA 2 (2023).

Box 46 Syndicate foreign tax

Put in box 46 the amount of syndicate foreign tax shown on your CTA 1 (2020).

Box 47 Additional payments of foreign tax

If you've made any additional payments of foreign tax for an earlier tax year, put this amount in box 47.

i For information about foreign tax and relief against UK tax on Lloyd's profits, go to www.gov.uk and search for 'HS240'.

Calculating Lloyd's taxable profits or allowable losses

If you made a profit fill in boxes 49 to 52.

Box 49 Profit from box 41

If you've made a profit, copy the figure from box 41 to box 49 and fill in boxes 50 to 52.

Box 50 Foreign tax claimed as a deduction

If you paid foreign tax and want to claim this as a deduction against your Lloyd's profits put the amount from box 48 in box 50.

Box 51 Lloyd's losses brought forward from earlier years used against this year's profits

If you want to deduct any Lloyd's losses for the 2022 to 2023 tax year or earlier years from this year's profit, put the amount of any losses, which you previously claimed to be carried forward, on an earlier year's Lloyd's page of a return, in box 51. This must not be larger than the figure in box 49.

If you made a loss fill in boxes 53 to 58.

Box 53 Loss from box 42

If you made a loss, copy the figure from box 42 to box 53 and fill in boxes 54 to 58.

Box 54 Foreign tax claimed as a deduction

If you paid foreign tax and want to claim this as a deduction to increase your Lloyd's losses, put the amount from box 48 in box 54 (you cannot claim this by credit if the result is a loss).

Box 55 Loss for the year 2023-24

If you made a loss in the 2023 to 2024 tax year you may be able to claim tax relief for it.

In some cases you have to make claims for relief by 31 January 2026. Make sure that you make your claim within the time limit prescribed. We cannot (usually) accept late claims.

If relief has already been claimed for all or part of the underwriting loss at box 55 in advance of this return, please give details in box 66 of:

- the amount claimed
- the year or years in which the loss was relieved
- any amendments you now wish to make to your original claim

For information on Lloyd's losses where these differ in the rules for commencement of trade and terminal loss relief as an Underwriting Name, read Helpsheet 240, 'Lloyd's underwriters'.

i For information about changes made to relief limits, applicable from 6 April 2016, go to www.gov.uk and search for 'HS227'.

Box 56 Loss set off against other income for 2023-24

Only include a loss for this tax year in box 56 if you want to set off the amount of loss against your other taxable income for the 2023 to 2024 tax year.

This figure must not be higher than your total income, less deductions.

If you cannot use all your losses for the 2023 to 2024 tax year, you can carry back the balance of your loss by filling in box 57 or carry it forward by filling in box 58.

The time limit for claiming is 31 January 2026.

Box 57 Loss carried back to set against earlier years

If you want to claim relief for this loss by setting it against previous years income, put the amount of the loss to be carried back in box 57.

The time limit for claiming is 31 January 2026.

Box 58 Unused loss available to carry forward after all other set-offs

You can carry your loss forward to set against any future profits from your Lloyd's income. If you had any losses from previous years that you've not already used up, include them in box 58.

The time limit for claiming is 5 April 2028.

Lloyd's losses reconciliation

Use boxes 59 to 62 to work out any unused losses that you can carry forward to the 2024 to 2025 tax year.

Class 2 and Class 4 National Insurance contributions (NICs)

All Names must pay Class 4 NICs unless they're exempt from doing so.

Box 63 If your total profits for 2023-24 are less than £6,725 and you choose to pay Class 2 NICs voluntarily, put 'X' in the box

If your taxable profits are less than £6,725 or you made a loss, you can choose to pay Class 2 NICs voluntarily to protect your entitlement to State Pension and certain benefits.

If your taxable profits are from £6,725 to £12,570 you will not need to pay Class 2 NICs, your contributions are treated as having been paid to protect your entitlement to State Pension and certain benefits.


If your taxable profits are more than £12,570 you must pay Class 2 NICs (£3.45 a week).

You must be registered as self-employed to pay Class 2 NICs or to pay voluntarily. If you're registered for Self Assessment but not as self-employed, go to www.gov.uk/register-for-self-assessment/self-employed

If you're employed and self-employed, you may be able to pay a lower amount of Class 2 NICs depending on the amount of Class 1 National Insurance you pay from your wages.


You still have to pay Class 2 NICs during a temporary break if you intend to continue being self-employed. This includes:

- writers undertaking research
- short term employment
- on holiday
- on jury service

 For more information, go to www.gov.uk/national-insurance/how-much-you-pay

Put 'X' in box 63 if you want to pay Class 2 NICs voluntarily.

You cannot pay Class 2 NICs voluntarily through Self Assessment after 31 January 2025.

 For more information, go to www.gov.uk/voluntary-national-insurance-contributions


Box 64 If you are exempt from paying Class 4 NICs

You do not have to pay Class 4 NICs if you:

- reached State Pension age on or before 6 April 2023
- were aged under 16 on 6 April 2023
- you were not resident in the UK for tax purposes during the 2023 to 2024 tax year

Only put an 'X' in the box if you're exempt.


Do not fill in box 65.

 To find out about your State Pension Age, go to www.gov.uk/calculate-state-pension

Box 65 Adjustment to profits chargeable to Class 4 NICs

Put in box 65 any adjustments that can reduce the amount of Class 4 NICs you have to pay, such as Lloyd's losses from earlier years that have not yet been set against profits chargeable to Class 4 NICs.

If you've more than one business, there are special rules for calculating adjustments to profits that you pay Class 4 NICs on.

 For more information, go to www.gov.uk and search for 'HS220'.

More help if you need it

To get copies of any tax return forms or helpsheets, go to www.gov.uk/taxreturnforms

You can phone the Self Assessment Helpline on 0300 200 3310 for help with your tax return.

We have a range of services for disabled people. These include guidance in Braille, audio and large print. Most of our forms are also available in large print. Please contact our helplines for more information.

